

## **FIT-ZEL EURO-TRANS** **The aluminium trailer**



**Excellent. High quality. Attractive.**

The efficient vehicles and trailers from ALGEMA FIT-ZEL  
offer the right concept for all cases.




The Euro-Trans is a versatile aluminium trailer for professional vehicle transport. Up to 2.9 t payload make the Euro-Trans unique in its class. This is ensured by the particularly light all-aluminium construction with self-tipping mechanism.

#### **Pendulum axle X-Line from EDER - running gear for maximum driving safety**

No other manufacturer offers you such a sophisticated chassis: our swing axle X-Line with 100 % load compensation guarantees maximum active safety. Road unevenness is largely eliminated, the wheels always maintain safe contact with the ground, even on the worst tracks. This means that swaying or dangerous displacement of the trailer is a foreign word for an ALGEMA product. With the unique pendulum axle unit with independent wheel suspension and progressive leaf suspension, the load is 100% balanced on all wheels.

Due to the design, the drawbar load on the trailer coupling always remains constant. This protects the towing vehicle and gives you almost the same driving experience as if you were travelling solo. The low centre of gravity, our wide tyres with good grip and the built-in high-performance brakes ensure braking values that deserve only one description: sensational!







## TECHNICAL DATA

Total permissible weight	up to 3,5 t depending on chassis
Payload	up to 2,9 t depending on chassis
Drive-up angle	approx. 7,5°
Loading length	up to 6.000 mm
Loading width	up to 2.180 mm
Loading height	approx. 580 - 660 mm


Errors and omissions excepted. All dimensions and weights are approximate.  
Accessories/extra equipment increase the unladen weight. Illustrations may contain optional equipment.



### Low ramp angle

Thanks to the tipping plateau, the FITZEL Euro-Trans car transport trailer is not only ready for loading in a few seconds, but also has a ramp angle of only 7.5°. With the optional additional loading rails, you can even reduce this to approx. 4°. With the FIT-ZEL Euro-Trans, you can thus drive up almost all vehicles without any problems. The spectrum ranges from lowered sports cars to vans.





### Quick loading and unloading through self-tipping

With the self-tipping mechanism you can load the FIT-ZEL Euro-Trans easily and in the shortest possible time. The aluminium plateau is lowered smoothly by the tipping dampers and, of course, the plateau locks automatically. In only 12 seconds you are ready to load with the FIT-ZEL Euro-Trans. The extendable loading rails are secured by the central locking mechanism.



**X-LINE SWING AXLE**



**SELF-TIPPING**



**LOW RAMP ANGLE**









## TARPAULIN SUPERSTRUCTURES

With the tarpaulin bodies, you protect particularly valuable transport goods from wind and weather or prying eyes. All comfort functions for loading and unloading the trailer are also retained for trailers with bodies. High tarpaulins are available in heights of 1.8 m or 2.0 m clear entry height. Other heights are available at an extra charge. The tarpaulin bodies can also be used well as a garage.





You will have a hard time finding a used FIT-ZEL trailer. For the simple reason that anyone who owns one will not give it away again - at best at prices close to the purchase value. Investment security - dream mark 1.0. Finally, we deliver long-term quality so that a trailer from ALGEMA FIT-ZEL is not old even after many years, but at best classic.




#### **New hydraulic lift axle with automatic lowering system**

The new hydraulic lift axle on the FIT-ZEL Euro-Trans is load-dependent (cannot be pumped up under load) and lowers automatically when the plateau release is actuated. Due to the automatic lowering, incorrect operation is no longer possible. In „lift mode“, the chassis setting is extremely soft and you benefit from lower fuel consumption, tyre and brake wear.

Use the lift axle additionally as a manoeuvring aid and manoeuvre your car transport trailer around the corner without any problems.







**Ultra-lightweight construction for high payloads - even commercial vehicles are no problem**

The FIT-ZEL Euro-Trans offers a high payload ratio thanks to its particularly lightweight all-aluminium construction. Transport vehicles of any size up to 2,850 kg, making the transport of heavy limousines, SUVs and long commercial vehicles effortless. Safe driving is ensured by the low loading height starting at 58 cm.



**HIGH PAYLOAD**



**UP TO 2.85 T PAYLOAD**



**HYDR. LIFT AXLE**









## THE DRIVE-OVER TRAILER

In combination with a drive-over trailer, such as the FIT-ZEL Euro-Trans, the Blitzlader 2 becomes a Roadtrain in a matter of minutes. Without unhitching the trailer, two vehicles can be loaded and transported comfortably without any problems. Thanks to the practical self-tipping mechanism of the trailer and the drive-over ramps, the vehicles can be loaded during use without unhitching the trailer. The track width of the Euro-Trans drive-over trailer is exactly matched to the loading area width of the Blitzlader 2.

## FIT-ZEL EURO-TRANS - ACCESSORIES - CHOOSE YOUR OPTIONAL ACCESSORIES

### Always a safe step - the aluminium centre floor

If desired, the plateau of the Euro-Trans between the two lanes can be supplemented by a walk-on central floor.

The aluminium floor was designed for particularly large point loads, which occur, for example, when trailers with jockey wheels are frequently loaded.



### The plastic centre floor

If desired, the plateau of the Euro-Trans between the two lanes can be supplemented with a walk-on plastic central floor.

The plastic central floor is suitable as a standing surface for a person weighing up to approx. 130 kg.

### Safe on the train - the manual rope winch type 901A

With the FIT-ZEL Euro-Trans hand cable winch, the towing of a vehicle can be precisely adjusted to the trailer.

The manual cable winch type 901A has a pulling force of 900 kg, including a deflection pulley for 1,800 kg pulling force. The winch is equipped with an automatic unwind and an automatic load pressure brake so that the detachable crank can be released in any position.

The hand cable winch is equipped with a 6 mm steel cable as well as safety hook and hitch loop.



### Powerful pulling - the electric winches

They are extra strong and have a pulling force of up to 3.5 t. Only winches from reputable manufacturers with CE certification are used for the electric winches on offer.

They are equipped with planetary gears, forward and reverse drive, rope freewheel and an optional radio remote control. Winch ropes are optionally available as light synthetic fibre or steel with safety hooks. The winch is optimally converted by us for car transport: As a result, the cable runs off the top so that the tow hook of the vehicle to be towed has to be pulled down as little as possible.





### Toolbox

Lockable storage compartments always have their purpose. For the Euro Trans, two can be mounted under the load floor on the left and right in front of the axles. The dimensions of the tool boxes are 645 x 220 x 300 mm.

### Flat, flatter, ramp wedges

With the help of the optional 3-part ramp wedges, you can reduce the low ramp angle of the FIT-ZEL Euro-Trans to 4.5°. This means, for example, that transporting many lowered sports cars is no problem.



### Neatly stowed

The optionally available drive-up wedges find their place in a stable holder, which is mounted below the loading platform in the front area and is thus easily accessible.

### Remedy for narrow gauges - the four loading rails of the Euro-Trans

The Fitzel Euro-Trans also offers you the right solution for loading vehicles with a small track gauge. The two loading rails are complemented by the optionally available two centre ramps. This allows the loading process to be carried out quickly and without danger.



## THE EURO-TRANS SERIES AT A GLANCE

### 41/46 PLATEAU LENGTH SHORT

EURO-TRANS	Total wt. [kg]	Eig. wt. [kg]	Payload ca. [kg]	Loading gauge L x W [m]	Tyres	Drive-up angle	Loading height [m]	Tarpaulin structure
27-21/41 X	2.700	530	2.170	4,15 x 2,08	195/55 R10C 98P M+S	9°	0,58	-
27-21/46 X	2.700	544	2.156	4,60 x 2,08	195/55 R10C 98P M+S	9°	0,58	X
30-21/46 X	3.000	545	2.455	4,60 x 2,08	195/55 R10C 98P M+S	9°	0,58	X

### 48/53 PLATFORM LENGTH MEDIUM

EURO-TRANS	Total wt. [kg]	Eig. wt. [kg]	Payload ca. [kg]	Loading gauge L x W [m]	Tyres	Drive-up angle	Loading height [m]	Tarpaulin structure
30-21/48 X	3.000	574	2.426	4,85 x 2,08	195/55 R10C 98P M+S	7,5°	0,58	-
35-21/48 X	3.500	601	2.899	4,85 x 2,08	195/50 R13C 104N M+S	7,5°	0,66	-
30-21/53 X	3.000	586	2.414	5,30 x 2,08	195/55 R10C 98P M+S	7,5°	0,58	X
35-21/53 X	3.500	613	2.887	5,30 x 2,08	195/50 R13C 104N M+S	7,5°	0,66	X
35-22/53 X	3.500	630	2.870	5,30 x 2,18	195/50 R13C 104N M+S	7,5°	0,66	X

### 21/60 PLATFORM LENGTH LONG

EURO-TRANS	Total wt. [kg]	Eig. wt. [kg]	Payload ca. [kg]	Loading gauge L x W [m]	Tyres	Drive-up angle	Loading height [m]	Tarpaulin structure
35-21/60 X	3.500	650	2.850	6,00 x 2,08	195/50 R13C 104N M+S	7,5°	0,66	X
35-22/60 X	3.500	680	2.820	6,00 x 2,18	195/50 R13C 104N M+S	7,5°	0,66	X

X = swing axle with 100 % load compensation - option on lift axle.

Other models and special dimensions available on request. Errors and omissions excepted. All dimensions and weights are approximate.

Accessories increase the unladen weight. Illustrations may contain optional equipment.



## Setting standards for efficient vehicle transport

# Quality by conviction - Made in Germany

Practical and high-quality solutions for vehicle transport Vehicle transport - this is what the name ALGEMA FIT-ZEL stands for. The company's over 35 years of experience of the company is reflected in the high-quality and innovative vehicles and trailers, which are vehicles and trailers that prove their worth day in, day out under the day after day.

Car dealerships, workshops, paint shops, breakdown services, classic car enthusiasts, towing companies and other target groups trust in the vehicles and trailers which are not only Eder not only assembles, but also conceives, designs and continuously develops. This is the basis for innovative solutions such as the lift axle on trailers or the articulated mechanism of the ALGEMA Blitzlader. For decades, ALGEMA FIT-ZEL has thus also been shaping the technical development in the European market for vehicle transporters.

Made in Germany and made by Eder stand equally for the company's high quality standards. The production of trailers and vans is still carried out at the Bavarian headquarters of Eder GmbH in Tuntenhausen near Rosenheim. In three modern production halls, an experienced team of employees ensures that several hundred vehicles and trailers of consistently high quality leave the production line every year.

On an area of around 4,000 square metres, the work processes were adapted to the requirements of modern vehicle production. production. A second site was built in Neuhofen an der Krems, Austria, specifically for the production of aluminium parts. In terms of payload, ease of use, handling, functionality and design, the vehicles and trailers of the Algema and Fit-Zel brands continuously set standards. Today and also in the future.

Vehicle transporters and recovery companies have a special status. EDER GmbH is an industry member of the VBA (Association of Recovery and Towing Companies) and is always available to the organised towing trade with its entire know-how. EDER GmbH is certified with the official ISO certificate „Quality management according to ISO 9001:2008“ certifies the highest quality.



